

Vimta Labs Limited


Registered Office
142, IDA Phase II, Cherlapally
Hyderabad-500 051, India
T : +91 40 2726 4141
F : +91 40 2726 3657



PART I

STATEMENT OF UNAUDITED FINANCIAL RESULTS FOR THE QUARTER AND HALF YEAR ENDED SEPTEMBER 30, 2015

S No.	Particulars	(Rs. in Lakhs)					
		Quarter ended			Six months ended		Year ended
		30.09.2015	30.06.2015	30.09.2014	30.09.15	30.09.14	31.03.2015
	Unaudited	Unaudited	Unaudited	Unaudited	Unaudited	Audited	
1	Income from operations						
	(a) Net sales/ income from operations (Net of taxes)	3396.90	2817.99	2505.48	6214.89	5370.24	10727.24
		0	0	0	0	0	0
	(b) Other operating income	0.00	0.00	0.00	0.00	0.00	0.00
	Total income from operations (net)	3396.90	2817.99	2505.48	6214.89	5370.24	10727.24
2	Expenses						
	(a) Cost of materials consumed	777.06	602.04	505.99	1379.10	1074.34	2199.46
	(b) Purchases of stock-in-trade	0.00	0.00	0.00	0.00	0.00	0.00
	(c) Changes in inventories of finished goods, work-in-progress and stock-in-trade	51.70	56.91	-113.70	108.61	-156.36	-280.12
	(d) Employee benefits expense	846.56	801.60	782.35	1648.16	1535.66	3108.96
	(e) Depreciation and amortisation expense	273.59	262.52	303.40	536.11	591.92	1109.90
	(f) Other expenses(Any item exceeding 10% of the total expenses relating to continuing operations to be shown separately)	1078.67	924.94	879.16	2003.61	1908.72	3957.58
	Total expenses	3027.58	2648.01	2357.20	5675.59	4954.28	10095.78
	Profit / (Loss) from operations before other income, finance costs and exceptional items (1-2)	369.32	169.98	148.28	539.30	415.96	631.46
3	Other income	83.60	10.06	5.59	93.66	44.76	104.67
4	Profit / (Loss) from ordinary activities before finance costs and exceptional items (3 ± 4)	452.92	180.04	153.87	632.96	460.72	736.13
5	Finance costs	29.61	20.13	15.11	49.74	25.78	72.14
6	Profit / (Loss) from ordinary activities after finance costs but before exceptional items (5 ± 6)	423.31	159.91	138.76	583.22	434.94	663.99
7	Exceptional items	0.00	0.00	0.00	0.00	0.00	0.00
8	Profit / (Loss) from ordinary activities before tax (7 ± 8)	423.31	159.91	138.76	583.22	434.94	663.99
9	Tax expense	175.72	33.54	38.56	209.26	149.51	157.76
10	Net Profit / (Loss) from ordinary activities after tax (9 ± 10)	247.59	126.37	100.20	373.96	285.43	506.23
11	Extraordinary items	0.00	0.00	0.00	0.00	0.00	0.00
12	Net Profit / (Loss) for the period (11 ± 12)	247.59	126.37	100.20	373.96	285.43	506.23
13	Paid-up equity share capital	442.16	442.16	442.16	442.16	442.16	442.16
14	Face Value of the Shares (Rs.)	2/-	2/-	2/-	2/-	2/-	2/-
15	Reserve excluding Revaluation Reserves as per balance sheet of previous accounting year						11790.86
15	Earnings per share (before extraordinary items)						
16.i	(of Rs.2/- each) (not annualised):						
	(a) Basic (Rs.)	1.12/-	0.57/-	0.45/-	1.69/-	1.29/-	2/-
	(b) Diluted (Rs.)	1.12/-	0.57/-	0.45/-	1.69/-	1.29/-	2/-
16.ii	Earnings per share (after extraordinary items) (of Rs.2/- each) (not annualised)						
	(a) Basic (Rs.)	1.12/-	0.57/-	0.45/-	1.69/-	1.29/-	2/-
	(b) Diluted (Rs.)	1.12/-	0.57/-	0.45/-	1.69/-	1.29/-	2/-



PART - II

SELECT INFORMATION FOR QUARTER ENDED 30.09.2015

Particulars		30.09.2015	30.06.2015	30.09.2014	30.09.15	30.09.14	31.03.2015
		Unaudited	Unaudited	Unaudited	Unaudited	Unaudited	Audited
A.	PARTICULARS OF SHAREHOLDING						
1.	Public shareholding						
	- Number of shares	13808187	13808411	13849829	13808187	13849829	13808411
	- Percentage of shareholding	62.46	62.46	62.65	62.46	62.65	62.46
	Promoters and Promoter Group						
2.	Shareholding						
	a) Pledged / Encumbered						
	- Number of shares						
	- Percentage of shares (as a % of the total shareholding of promoter and promoter group)						
	- Percentage of shares (as a % of the total share capital of the company)						
	b) Non - encumbered						
	- Number of shares	8299623	8299399	8257981	8299623	8257981	8299399
	- Percentage of shares (as a % of the total shareholding of the Promoter and Promoter group)	100	100	100	100	100	100
	- Percentage of shares (as a % of the total share capital of the company)	37.54	37.54	37.35	37.54	37.35	37.54
B.	Investors Compliants : Pending at the beginning of the quarter : Nil; Received during the quarter : 1; Disposed off during the quarter : 1; Remaining unresolved at the end of the quarter : Nil						

Notes:

- The above financial results were reviewed by the Audit Committee and approved by the Board of Directors at its meeting held on November 06, 2015. Auditors have carried out a limited review of the financial results for the quarter ended September 30, 2015 as required under clause 41 of the listing agreement and issued unqualified review report.
- The business of the company falls under a single segment i.e, "Contract Research & Testing" for the purpose of Accounting Standard-17 referred to in Section 133 of the Companies Act, 2013.
- Previous periods/year's figures have been regrouped / recasted wherever considered to conform to the layout of the accounts adopted in this current period/year.

Place : Hyderabad
Date : 06.11.2015

For Vimta Labs Limited



Harita Vasireddi
Managing Director



STATEMENT OF ASSETS AND LIABILITIES

(Rs. in Lakhs)

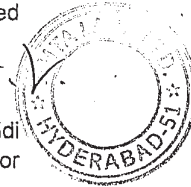
	as at	as at
	30.09.2015	30.09.2014
	Unaudited	Unaudited
A EQUITY AND LIABILITIES		
1 Shareholders' funds		
(a) Share capital	442.16	442.16
(b) Reserves and surplus	12164.83	11835.36
Sub-total -- Shareholders' funds	12606.99	12277.52
2 Non-current liabilities		
(a) Deferred tax liabilities (net)	131.25	102.21
(b) Other long-term liabilities	60.00	60.00
Sub-total -- Non-current liabilities	191.25	162.21
3 Current liabilities		
(a) Short-term borrowings	614.17	385.36
(b) Trade payables	553.72	571.88
(c) Other current liabilities	997.82	834.01
(d) Short-term provisions	207.85	178.99
Sub-total -- Current liabilities	2373.56	1970.24
Total - Equity and Liabilities	15171.80	14409.97
B ASSETS		
1 Non-current assets		
Fixed Assets		
(a) Tangible assets	8938.57	8981.57
(b) Long-term loans and advances	260.85	338.02
Sub-total -- Non-current assets	9199.42	9319.59
2 Current assets		
(a) Inventories	1558.53	1310.34
(b) Trade receivables	3478.94	2671.56
(c) Cash and cash equivalents	161.13	149.17
(d) Short-term loans and advances	764.10	959.31
(e) Other Current Assets	9.68	-
Sub-total -- Current assets	5972.38	5090.38
Total -- Assets	15171.80	14409.97

4) Previous periods / year's figures have been regrouped / recasted wherever considered to conform to the layout of the accounts adopted in this current period/year.

Place : Hyderabad
Date : 06.11.2015

For Vimta Labs Limited


Harita Vasireddi
Managing Director



J V S L & ASSOCIATES

CHARTERED ACCOUNTANTS

Plot No. 443-A-22-III,
Road No. 86, Jubilee Hills,
Hyderabad - 500 033
Ph. No.: 040 2355 2336, 2354 2996
Fax No.: 040 2354 2933
E-mail: jv9009@gmail.com

LIMITED REVIEW REPORT

Review Report to VIMTA LABS LIMITED, Hyderabad.

We have reviewed the accompanying statement of unaudited financial results of **M/s VIMTA LABS LIMITED**, for the period ended **30-09-2015** except for the disclosures regarding 'Public Shareholding' and 'Promoter and Promoter Group Shareholding' which have been traced from disclosures made by the management and have not been audited by us. This statement is the responsibility of the Company's Management and has been approved by the Board of Directors / Committee of Board of Directors. Our responsibility is to issue a report on these financial statements based on our review.


We conducted our review in accordance with the Standard on Review Engagement (SRE) 2400, engagements to Review Financial Statements issued by the Institute of Chartered Accountants of India. This standard requires that we plan and perform the review to obtain moderate assurance as to whether the financial statements are free of material misstatement. A review is limited primarily to inquiries of company personnel and analytical procedures applied to financial data and thus provide less assurance than an audit. We have not performed an audit and accordingly, we do not express an audit opinion.

Based on our review conducted as above, nothing has come to our attention that causes us to believe that the accompanying statement of unaudited financial results prepared in accordance with applicable accounting standards and other recognized accounting practices and policies has not disclosed the information required to be disclosed in terms of Clause 41 of the Listing Agreement including the manner in which it is to be disclosed, or that it contains any material misstatement.

Place: Hyderabad
Date: 06-11-2015



for J V S L & ASSOCIATES
Chartered Accountants
(Firm Regn.No.015002S)


J VENKATESWARLU
Partner
ICAI Ms. No.022481