

One Stop Centre for Agrochemical Testing Services



Early Discovery & Development



Alternatives to Animal Studies



Genetic Toxicology



General Toxicology



Reproductive Toxicology



Endocrine Disruptor



Neurotoxicology



Eco-toxicology



Analytical Development



Physico-chemical Properties



Environmental Fate & Metabolism



Residue Studies

60,000

sq ft State of
the Art Vivarium

10,000

sq ft Specialized
Laboratories

Our Services




Analytical Development

- » Test item characterization
- » Purity verification
- » Impurity profiling and 5 – batch analysis
- » Method development and validation
- » Stability studies
- » Container content compatibility
- » Persistence in soil, water & plant
- » Residue analysis in different crops
- » Residue analysis studies in soil & water
- » Concentration verification, stability and homogeneity in formulation

Physical/Chemical Properties

- » Physical state, appearance
- » UV-Visible spectrum
- » Melting point, boiling point
- » Specific gravity, density, Bulk density
- » Solubility in water, organic solvents
- » Solubility as a function of pH
- » Vapour pressure
- » Biodegradability studies
- » E-fate studies
- » Partition coefficient, pH
- » Surface tension
- » Viscosity (kinematic and dynamic)
- » Oxidizing properties
- » Corrosive properties
- » Photolysis
- » Hydrolysis
- » Dissociation constant

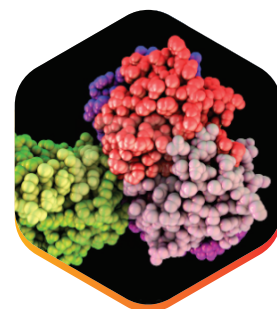


Genetic Toxicology

- » Bacterial reverse mutation test (ames test) (Salmonella typhimurium, Escherichia coli)
- » Mammalian cell gene mutation test (mouse lymphoma L5178Y tk +/-cells HPRT)
- » *In vitro/In vivo* mammalian
- » Chromosome aberration test
- » *In vitro/In vivo* micronucleus test
- » *In vitro/In vivo* comet assay


General Toxicology

- » Acute toxicity studies: Oral, dermal, inhalation, dermal irritation/corrosion, eye irritation/corrosion and skin sensitization tests
- » Maximum tolerable/dose range finding studies
- » Sub-acute/Sub-chronic toxicity studies
- » Chronic toxicity studies
- » Combined chronic toxicity & carcinogenicity studies
- » Carcinogenicity studies



Development and Reproductive Toxicology

- » Neonatal / juvenile toxicity studies
- » Extended one-generation reproductive toxicity studies (EOGRT)
- » Combined repeated dose with reproduction/developmental toxicity screening studies
- » Reproduction / developmental toxicity screening studies
- » Teratology studies / developmental toxicity studies
- » Multi generation reproduction toxicity studies
- » Developmental neurotoxicity studies



Endocrine Disruptor Testing

- » Steroidogenesis - human cell line (H295R)
- » Uterotrophic assay
- » Hershberger assay
- » Female pubertal assay
- » Male pubertal assay

Special Toxicology Studies

- » Local tolerance
- » Immunotoxicology
- » Neurotoxicology
- » Phototoxicology (NRU)
- » Metabolism studies



Eco-toxicology Studies

Ecotoxicology studies will be conducted as per the requirements of global regulatory test guidelines

- » Alga
- » Lemna
- » Daphnia
- » Fish
- » Earthworm
- » Birds
- » Honeybees

Environmental Fate & Metabolism

- » Adsorption / desorption on soil
- » Rate and route of degradation on soil (aerobic and anaerobic)
- » Rate and route of degradation on sediment systems
- » Hydrolysis
- » Tissue distribution studies
- » Direct and indirect aqueous photolysis
- » Photolysis on soil surface
- » High Temperature hydrolysis
- » Mineralization in Surface Water
- » Mobility in soil
- » Ready biodegradability




Residue and Persistence

- » Persistence studies in plant (field), soil (field and lab) and water (lab)
- » Capabilities to work at exceptionally low residue concentration levels
- » Dedicated laboratories for low concentration analysis to avoid cross contaminations
- » Dedicated storage areas for residue samples
- » High-end GC-MS/MS and LC-MS/MS systems
- » ICP-MS and microwave digestion systems for analysis of metal residues at extremely low concentration levels

Alternatives to Animal Studies

- » In silico - QSAR
- » ADME studies
- » Cytotoxicity
- » Phototoxicity/Photo mutagenicity
- » Dermal absorption studies
- » Skin irritation and skin corrosion
- » Sensitisation (DPAR assay)
- » Murine local lymph node assay



About Vimta

Vimta offers a full gamut of testing services for actives (AIs), end-use products (EUPs) and generics. We partner with our customers to provide data to support a variety of needs, including product discovery and development, pre-clinical safety evaluation and risk assessment. We have collaborated in the development and registration of new and existing active ingredients and formulations with particular expertise in the design of tailored study programs to meet the regulatory needs of new products and their intended markets. Our studies meet all international GLP standards and are suitable for submission to OECD, EFSA, Japan, EPA, CIB & RC.

Vimta has been collaborating with clients around the globe in the development and registration of new & existing active ingredients and formulations with expertise in the design of tailored study programs as per internationally recognized guidelines. We characterize xenobiotics in the context of toxicological hazard identification and risk assessment.



Get in touch

+91 40 67404040 info@vimta.com

Registered Office
Plot Number 142, IDA Phase 2
Cherlapally, Hyderabad
Telangana, India. 500051

Life Science Facility
#5, M N Park, Genome Valley
Shameerpet, Hyderabad
Telangana, India. 500101

