


Vimta Labs Limited

Registered Office
142, IDA Phase II, Cherlapally
Hyderabad-500 051, India
T : +91 40 2726 4141
F : +91 40 2726 3657



Driven by Quality. Inspired by Science.

STATEMENT OF UNAUDITED FINANCIAL RESULTS FOR THE QUARTER AND NINE MONTHS ENDED 31.12.2013

(₹Rs. in Lakhs)

Particulars	Quarter ended			9 Months ended		Year ended
	31.12.2013	30.09.2013	31.12.2012	31.12.2013	31.12.2012	31.03.2013
	Unaudited	Unaudited	Unaudited	Unaudited	Unaudited	Audited
PART I						
1 Income from operations						
(a) Net sales/ income from operations (Net of excise duty)	3100.52	3054.57	2653.84	8898.07	8057.28	10910.28
(b) Other operating income	0.00	0.00	0.00	0.00	0.00	0.00
Total income from operations (net)	3100.52	3054.57	2653.84	8898.07	8057.28	10910.28
2 Expenses						
(a) Cost of materials consumed	546.77	610.89	522.43	1712.77	1542.19	2091.94
(b) Purchases of stock-in-trade	0.00	0.00	0.00	0.00	0.00	0.00
(c) Changes in inventories of finished goods, work-in-progress and stock-in-trade	6.87	24.44	119.89	2.41	449.44	354.46
(d) Employee benefits expense	679.39	671.83	608.20	1986.37	1801.07	2415.66
(e) Depreciation and amortisation expense	246.32	250.50	336.64	730.34	1119.56	1499.64
(f) Other expenses (Any item exceeding 10% of the total expenses relating to continuing operations to be shown separately)	1108.02	996.37	905.45	2962.39	2749.99	3978.16
Total expenses	2587.37	2554.03	2492.61	7394.28	7662.25	10339.86
3 Profit / (Loss) from operations before other income, finance costs and exceptional items (1-2)	513.15	500.54	161.23	1503.79	395.03	570.42
4 Other income	26.11	115.26	37.99	225.21	80.92	132.58
5 Profit / (Loss) from ordinary activities before finance costs and exceptional items (3 ± 4)	539.26	615.80	199.22	1729.00	475.95	703.00
6 Finance costs	41.83	101.32	52.78	227.61	228.30	265.53
7 Profit / (Loss) from ordinary activities after finance costs but before exceptional items (5 ± 6)	497.43	514.48	146.44	1501.39	247.65	437.47
8 Exceptional items	0.00	0.00	0.00	0.00	0.00	0.00
9 Profit / (Loss) from ordinary activities before tax (7 ± 8)	497.43	514.48	146.44	1501.39	247.65	437.47
10 Tax expense	113.72	130.99	22.91	360.12	-12.52	16.13
11 Net Profit / (Loss) from ordinary activities after tax (9 ± 10)	383.71	383.49	123.53	1141.27	260.17	421.34
12 Extraordinary items (net of tax expense Rs. 0.00 Lakhs)	0.00	0.00	0.00	0.00	0.00	0.00
13 Net Profit / (Loss) for the period (11 ± 12)	383.71	383.49	123.53	1141.27	260.17	421.34
14 Paid-up equity share capital (₹)	442.16	442.16	442.16	442.16	442.16	442.16
(Face Value of the Share shall be indicated) (₹)	2/-	2/-	2/-	2/-	2/-	2/-
15 Reserve excluding Revaluation Reserves as per balance sheet of previous accounting year						10789.98
16.i Earnings per share (before extraordinary items)						
(of Rs.2/- each) (not annualised):						
(a) Basic (₹)	1.74	1.73	0.56	5.16	1.18	1.90
(b) Diluted (₹)	1.74	1.73	0.56	5.16	1.18	1.90
16.ii Earnings per share (after extraordinary items)						
(of Rs.2/- each) (not annualised):						
(a) Basic (₹)	1.74	1.73	0.56	5.16	1.18	1.90
(b) Diluted (₹)	1.74	1.73	0.56	5.16	1.18	1.90

Contd..2.

::2::

SELECT INFORMATION FOR THE QUARTER AND NINE MONTHS ENDED 31.12.2013

PART II	Particulars	Quarter ended			9 Months ended		Year ended
		31.12.2013	30.09.2013	31.12.2012	31.12.2013	31.12.2012	31.03.2013
		Unaudited	Unaudited	Unaudited	Unaudited	Unaudited	Audited
A)	PARTICULARS OF SHAREHOLDING						
1	Public shareholding						
	- Number of shares	13852120	13868789	13951256	13852120	13951256	13942800
	- Percentage of shareholding	62.66	62.73	63.11	62.66	63.11	63.07
2	Promoters and Promoter Group Shareholding						
	a) Pledged / Encumbered						
	- Number of shares						
	- Percentage of shares (as a % of the total shareholding of promoter and promoter group)						
	- Percentage of shares (as a % of the total share capital of the company)						
	b) Non - encumbered						
	- Number of shares	8255690	8239021	8156554	8255690	8156554	8165010
	- Percentage of shares (as a % of the total shareholding of the Promoter and Promoter group)	100	100	100	100	100	100
	- Percentage of shares (as a % of the total share capital of the company)	37.34	37.27	36.89	37.34	36.89	36.93

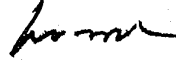
Particulars	Quarter ended 31.12.2013
B) INVESTORS COMPLAINTS	
Pending at the beginning of the quarter	Nil
Received during the quarter	Nil
Disposed off during the quarter	Nil
Remaining unresolved at the of the quarter	Nil

Notes :

- 1 The above financial results were reviewed by the Audit Committee and approved by the Board of Directors at its meeting held on January 25, 2014. Auditors have carried out a limited review of the financial results for the quarter ended December 31, 2013 as required under clause 41 of the listing agreement.
- 2 The business of the company falls under a single segment i.e., "Contract Research & Testing" for the purpose of Accounting Standard - 17 referred to in Section 129(1) of the Companies Act, 2013 (Section 211(3C) of the Companies Act, 1956).
- 3 Previous periods/year's figures have been regrouped / recasted wherever considered to conform to the layout of the accounts adopted in this current period

Place : Hyderabad
Date : 25.01.2014

for VIMTA LABS LIMITED


Dr S P Vasireddi
Chairman

SARATHY & BALU
CHARTERED ACCOUNTANTS

#12, Master Sai Apartments
Somajiguda, Hyderabad - 500 082.
Ph. : +91-040-23312442, 23396336
Fax : +91-040-23322463
E-mail : jv9009@hotmail.com

LIMITED REVIEW REPORT

Review Report to VIMTA LABS LIMITED, Hyderabad.

We have reviewed the accompanying statement of unaudited financial results of **M/s VIMTA LABS LIMITED**, for the period ended **31-12-2013** except for the disclosures regarding 'Public Shareholding' and 'Promoter and Promoter Group Shareholding' which have been traced from disclosures made by the management and have not been audited by us. This statement is the responsibility of the Company's Management and has been approved by the Board of Directors / Committee of Board of Directors. Our responsibility is to issue a report on these financial statements based on our review.


We conducted our review in accordance with the Standard on Review Engagement (SRE) 2400, engagements to Review Financial Statements issued by the Institute of Chartered Accountants of India. This standard requires that we plan and perform the review to obtain moderate assurance as to whether the financial statements are free of material misstatement. A review is limited primarily to inquiries of company personnel and analytical procedures applied to financial data and thus provides less assurance than an audit. We have not performed an audit and accordingly, we do not express an audit opinion.

Based on our review conducted as above, nothing has come to our attention that causes us to believe that the accompanying statement of unaudited financial results prepared in accordance with applicable accounting standards and other recognized accounting practices and policies has not disclosed the information required to be disclosed in terms of Clause 41 of the Listing Agreement including the manner in which it is to be disclosed, or that it contains any material misstatement.

Place: Hyderabad
Date: 25-01-2014



for SARATHY & BALU
Chartered Accountants
(Firm Regn.No.003621S)


J. VENKATESWARLU
Partner
ICAI Ms. No.022481